



Preliminary Findings of Supplemental Job Displacement Benefits (SJDB) Voucher Program Assessment

Legislative Directive by Senator Lara
To the Commission on Health and Safety and Workers' Compensation

June 7, 2018

5

Issues examined

- Trends in SJDB program
- Sociodemographics of SJDB recipients
- Injuries associated with SJDB recipients
- Overview of efforts in progress

6

Percent of PPD injured workers with any paid SJDB increased slightly over time for 2011-2014 injuries

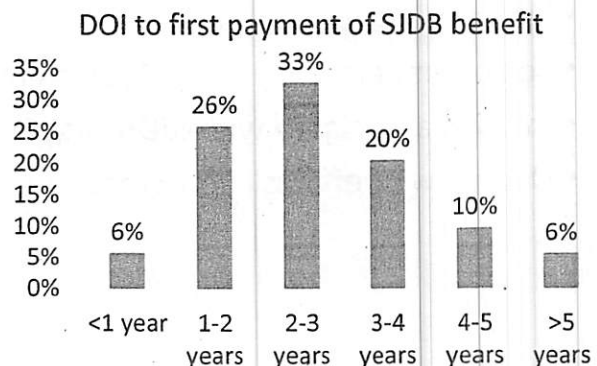
Injury Year	% PPD injuries with any paid SDJB
2011	2.38%
2012	2.06%
2013	5.03%
2014	5.02%

Source: RAND Analysis of WCIS data: WC1219 (2018), table B14, p. 143.

7

Just over half use full \$6K allowance

- 47% of SJDB cases have less than \$6,000 SJDB paid
- Average paid SJDB per case is \$4,600 for 2013-2014 injuries
- 60% of SJDB recipients begin to receive benefit from one to three years after date of injury



Sources: RAND Analysis of WCIS data, 2013-2014 injuries: WC1219 (2018), table B15, p.143; DIR analysis of WCIS data.

8

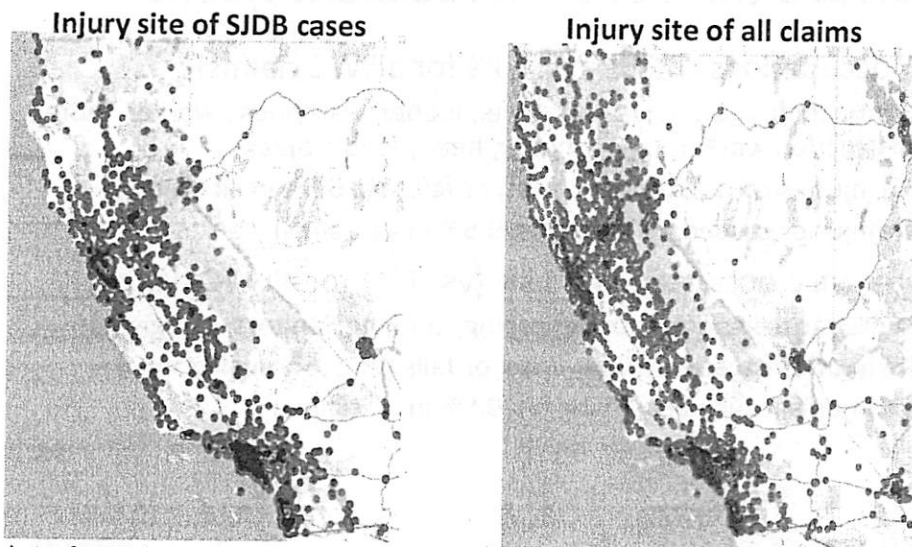
Sociodemographics of SJDB program recipients

- Mostly male (42% female)
- Average age is 43.5 years
- Average weekly wage is \$634.49
- 43% live in a zip code associated with low English literacy
- 31% live in a zip code associated with low internet access
- Half live in Southern California (30% in Los Angeles)

Source: RAND Analysis of WCIS data, injury years 2013-2014: WC1219 (2018), Table B16, p.144

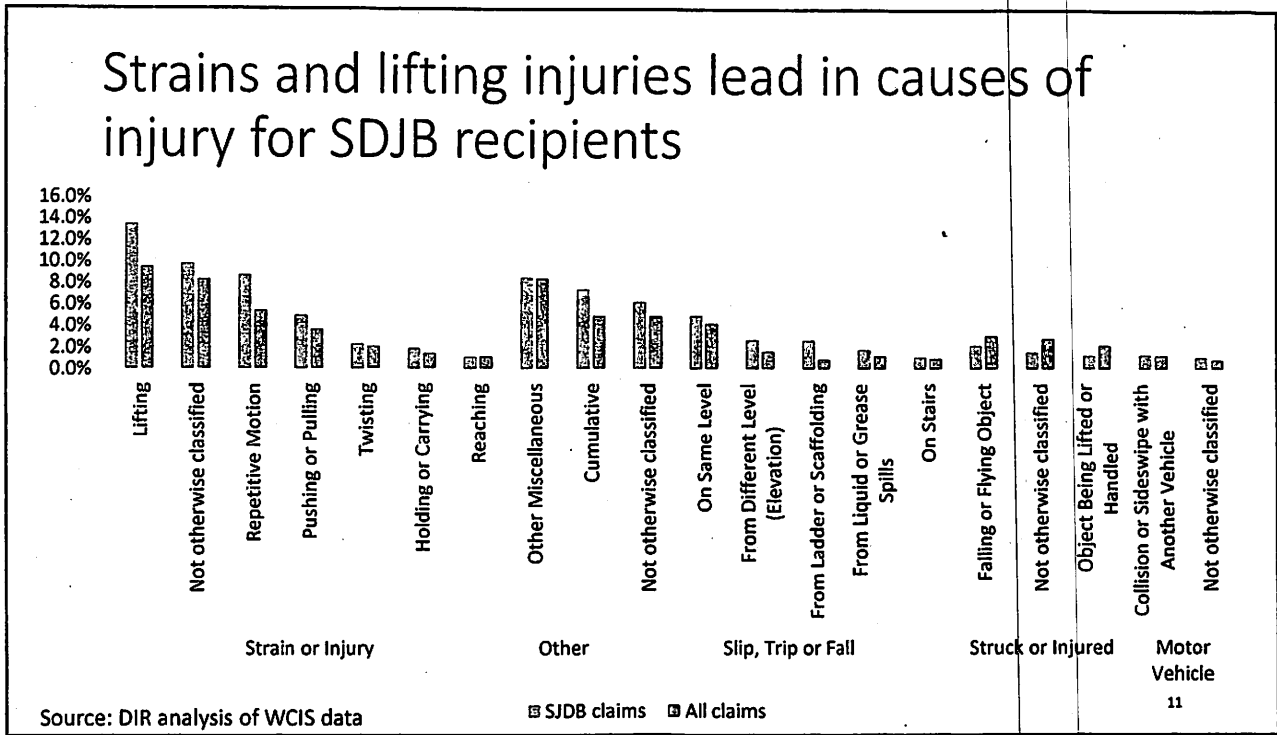
9

SJDB distribution aligns with all WC claims



Source: DIR analysis of WCIS data

10



A closer look: Labor and maintenance occupations comprise a third of SJDB recipient claims

- Labor occupations = 23% (vs. 13% for all WC claims)
 - Labor includes general labor, mover, loader, warehouse worker, roofer, construction worker, tree trimmer, heavy load workers
 - 15% injuries caused by slips, trips, or falls (vs. 6.5% in all claims)
 - 14% injuries caused by lifting (vs. 9.5% in all claims)
- Maintenance occupations = 13% (vs. 11% for all WC claims)
 - Maintenance includes housekeeping, cooking, janitors, caregivers
 - 20% injuries caused by slips, trips, or falls (vs. 6.5% in all claims)
 - 15% injuries caused by lifting (vs. 9.5% in all claims)

Source: DIR analysis of WCIS data

Overview of efforts in progress

- Evaluation of legitimacy of training partners
- Worker survey regarding SJDB program
 - Evaluation of services
 - Benefits of training for workers
- Recommendations to improve SJDB process to better serve injured workers

